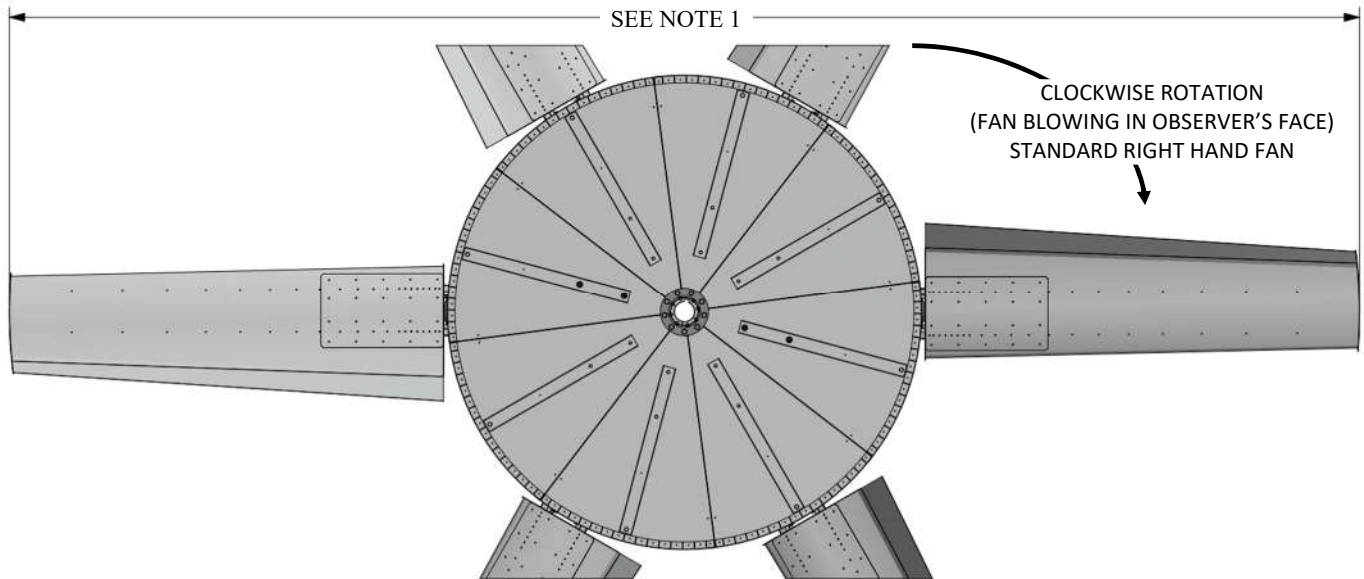
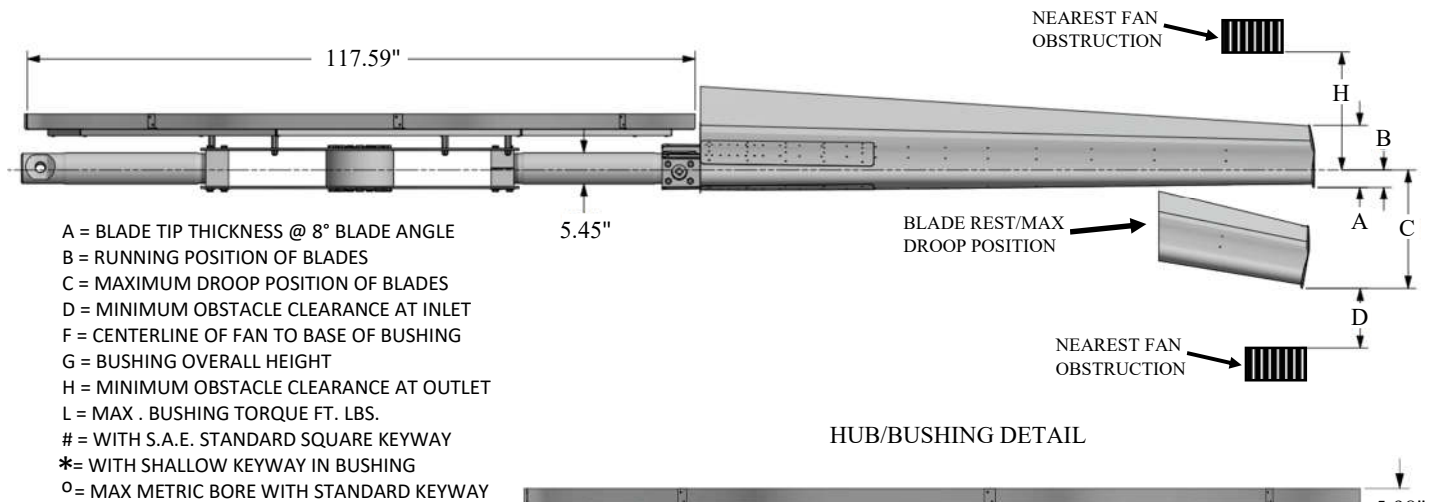


CLASS 20000 HD SERIES 120

STANDARD HUB, RH ROTATION

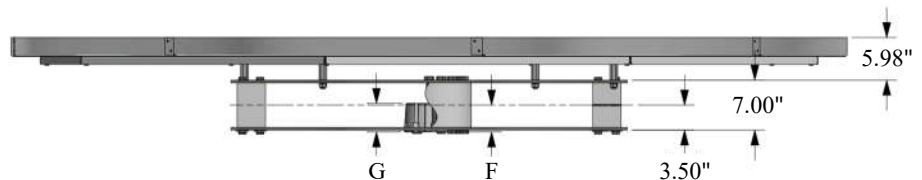


NOTE 1:
 MAXIMUM FAN DIAMETER EQUALS NOMINAL FAN DIAMETER.
 ADJUSTMENT OF ±1.5 INCHES* POSSIBLE AT INSTALLATION
 *BLADES WITH ATEX TIPS HAVE ADJUSTMENT OF -1.0" & +2.0"
 ON DIAMETER



- A = BLADE TIP THICKNESS @ 8° BLADE ANGLE
- B = RUNNING POSITION OF BLADES
- C = MAXIMUM DROOP POSITION OF BLADES
- D = MINIMUM OBSTACLE CLEARANCE AT INLET
- F = CENTERLINE OF FAN TO BASE OF BUSHING
- G = BUSHING OVERALL HEIGHT
- H = MINIMUM OBSTACLE CLEARANCE AT OUTLET
- L = MAX . BUSHING TORQUE FT. LBS.
- # = WITH S.A.E. STANDARD SQUARE KEYWAY
- * = WITH SHALLOW KEYWAY IN BUSHING
- o = MAX METRIC BORE WITH STANDARD KEYWAY

WITH FAN OPERATING AT 12000 FT/MINUTE BLADE TIP SPEED						
DIA	PERCENT BLADE LOADING		C	D	H	
	100%	75%				
28.0'	7.5"	2.6"	2.0"	3.8"	8"	20.0"
29.0'	7.5"	3.2"	2.4"	4.7"	8"	20.0"
30.0'	7.5"	3.9"	3.0"	5.7"	8"	20.0"
31.0'	7.5"	4.6"	3.6"	6.8"	8"	20.0"
32.0'	7.5"	5.5"	4.2"	8.1"	8"	20.0"
33.0'	7.5"	6.5"	5.0"	9.6"	8"	20.0"
34.0'	7.5"	7.6"	5.8"	11.2"	8"	20.0"
35.0'	7.5"	8.9"	6.8"	13.1"	8"	20.0"
36.0'	7.5"	10.2"	7.8"	15.1"	8"	20.0"



MAX BLADES	BUSHING TYPE	MAX # BORE	MAX * BORE	MAX o BORE	F	G	L
12	Z	5.000"	5.500"	140	3.7"	4.0"	18000